

VIRGOLA TOUCH NRS

Version


Built-in - 60 cm - Inox - 800 m³/h

Collection

Silence - NRS

EAN code

8034122368092



Photograph is for information purposes only
It may not correspond to the selected version.

FEATURES

Glass panel
NRS technology for a quieter kitchen
Touch control
Metallic grease filter, removable and washable
Dynamic Light (2700K - 5600K)
Carbon.Zeo Microtech filter (optional)

OPTIONAL ACCESSORIES

KACL.1039
Carbon.Zeo Microtech filter
KACL.400
Silent / Conveyer NRS
KCVJN.19#I
Chimney kit Virgola Touch NRS H
315 + extension H 295

TECHNICAL FEATURES

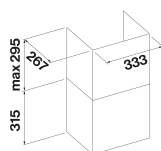
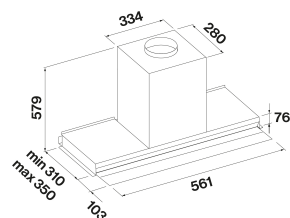
Installation type
Built-in
Dimensions
60 cm
Finishing
Scotch brite stainless steel
Motor
800 m³/h
Type of control
Touch control
Speed
3 + boost
Lighting
Strip Led 3,5 W - 2700 K / 5600 K
Minimum distance
Gas hob: 52 cm
Electric hob: 52 cm

PACKAGING:WEIGHTS AND VOLUMES

Gross weight
23 kg
Net weight
19 kg
Volumes
0.22 m³
Packaging size
Length
775 mm
Height
410 mm
Depth
705 mm

CONSUMPTION AND CONNECTION FEATURES

Maximum consumption
280 W
Voltage
220-240V
Frequency
50-60Hz
ENERGY CLASS
A



VIRGOLA TOUCH NRS

Version

Built-in - 60 cm - Inox - 800 m3/h

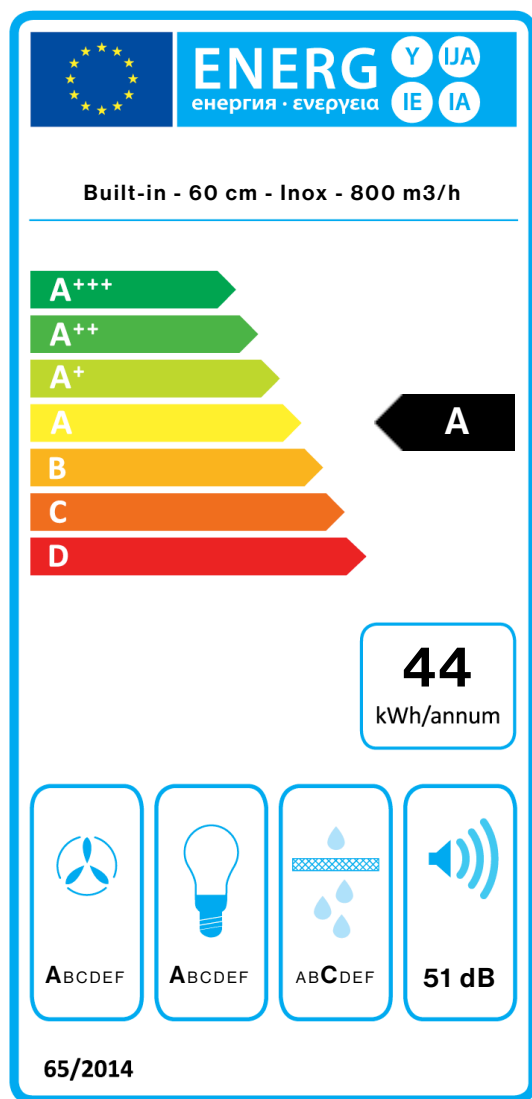
Collection

Silence - NRS

EAN code

8034122368092

ENERGY LABEL



PF		
S	Falmec Spa	
M	Built-in - 60 cm - Inox - 800 m3/h	
AEC	44,3	kWh/a
EEC	A	
FDE	31,7	
FDEC	A	
LE	44,0	
LEC	A	
GFE	84,0	
GFEC	C	
Qmin	299,0	m ³ /h
Qmax	521,0	m ³ /h
Qboost	636,0	m ³ /h
SPEmin	39	dBa
SPEmax	51	dBa
SPEboost	58	dBa
PO	-	W
PS	0,28	W
PI		
F	0.9	
EEl	50,9	
Qbep	382,0	m ³ /h
Pbep	379	Pa
Qboost	636,0	m ³ /h
Wbep	127,0	W
WL	3,50	W
Emiddle	154	lux
Lwa-SPEmax	51	dBa

PF_Product fiche according to 65/2014 S_Supplier name / M_Model identification / AEC_Annual Energy Consumption (AEC hood) / EEC_Energy Efficiency class / FDE_Fluid Dynamic Efficiency (FDE hood) / FDEC_Fluid Dynamic Efficiency class / LE_Lighting Efficiency (LE hood) / LEC_Lighting Efficiency class / GFE_Grease Filtering Efficiency / GFEC_Grease Filtering Efficiency class / Qmin_Air flow (in m³/h) at min speed in normal use / Qmax_Air flow (in m³/h) at max speed in normal use / Qboost_Air flow (in m³/h) at intensive or boost setting (max air-flow) / SPEmin_Airborne acoustical A-weighted sound power emissions at min speed in normal use / SPEmax_Airborne acoustical A-weighted sound power emissions at max speed in normal use / SPEboost_Airborne acoustical A-weighted sound power emissions (in dB) at intensive or boost setting / PO_Power consumption in off mode (Po) / Ps_Power consumption in stand by mode (Ps). **PI_Additional information according to 66/2014** F_Time increase factor / EEI_Energy Efficiency Index / Qbep_Measured air flow rate at best efficiency point / Pbep_Measured air pressure at best efficiency point / Qboost_Maximum air flow / Wbep_Measured electric power input at best efficiency point / WL_Nominal power of the lighting system / Emiddle_Average illumination of the lighting system on the cooking surface / Lwa-SPEmax_Sound pressure level at the highest speed.